

BMW X5

www.bmw.com



Sheer
Driving Pleasure



THE NEW BMW X5.

JOY IS THE THIRD OPTION BETWEEN TWO CHOICES.

BMW EfficientDynamics 
Less emissions. More driving pleasure.



JOY MAKES OPPOSITES ATTRACT.



**GENUINE
CHARISMA IS
INSTANTLY
RECOGNISABLE.**

**THE END IS IN SIGHT.
AND THE MEANS
ARE RIGHT AT HAND.**





**WITH THIS MUCH SPACE,
TAKE YOUR TIME TO EXPLORE.**

Standard / Optional equipment.



■ **Fog lights** in free-form technology, integrated in the front apron, ensure extra safety in bad weather and poor visibility.



□ **Headlight washing system** provides optimal illumination of the road ahead in all weather conditions. Headlights are automatically cleaned in parallel with the windscreen when the lights are on. (Standard on xDrive50i and xDrive40d; only in conjunction with Xenon Headlights).

□ **Xenon Headlights for low and high beam**¹, incl. automatic headlight range control and headlight washing system, significantly improves road illumination at night, in bad weather or poor visibility. The four LED light rings can also be used as daytime running lights and parking lights (standard on xDrive50i and xDrive40d).

□ **Adaptive Headlights**² with variable light distribution, incl. turning lights, illuminate bends by optimally adjusting the swivelling headlights as soon as the driver turns the steering wheel. The light cone also automatically adjusts itself vertically, e.g. as the road crests or dips (only available in conjunction with Xenon Headlights). The turning light in the fog lights is automatically activated, even at a standstill, when the indicator is switched on or with a steering lock of over 10 degrees.

□ **High-beam assistant**¹ aids the driver at night by automatically switching from high to low beam.



■ **Lights package** includes rear reading and footwell lights, indirectly lit door pockets, exit lights, and proximity illumination in the outside door handles. This ensures that the area around the door is evenly lit when the door is unlocked.



■ **Dynamic Braking Lights** help following vehicles to more reliably assess your braking behaviour: the lights blink during emergency braking. Following traffic can therefore differentiate between light deceleration and more urgent situations – for increased safety on the road.



■ **Rain sensor incl. automatic headlight activation**: once activated, the rain sensor automatically switches on the windscreen wipers and controls wiper frequency. The automatic headlight activation switches on the low-beam headlights automatically, e.g. when it gets dark or when entering a tunnel.



■ **Exterior mirrors, electrically adjustable and heated**, upper section finished in body colour (mirror foot in black), aspheric and blue-tinted.
 □ **Exterior mirrors, with automatic anti-glare function**² incl. fold-in function and automatic parking function.

Please see the following page for explanation on footnotes.



Front ornamental grille with kidney grille slats in Titanium and chrome surround (standard on the xDrive50i and xDrive40d).



Front ornamental grille with kidney grille slats painted black and chrome surround (standard on the xDrive35i and xDrive30d).



Roof railing, matt black: matched harmoniously to the car's design, the roof railing provides the foundation for BMW's multifunctional roof support unit for convenient and safe transportation of luggage, bicycles, surfboards, etc.



Roof railing, Aluminium satinated: the roof railing is also available in an Aluminium satinated version flush with the roof, to add an individual touch to your BMW X5 (included in the M Sports package).



Aluminium running boards (105 mm wide) with rubber inserts give a particularly sporting touch.

Soft close function² gently closes the four doors.



BMW Individual High-gloss Shadow Line: includes window recess finishers and window frames in high-gloss black.

Chrome Line Exterior: includes window recess finishers in chrome (standard on xDrive50i).



Sun-protection glazing on the rear side windows (behind the B-pillar) and rear window. These tinted windows reduce sun glare and ensure a pleasant temperature inside the car even in hot weather.



Tailgate splits horizontally in two; when open the lower section forms a platform taking loads of up to 250 kg (e.g. for resting heavy objects on). The upper section can be opened separately (e.g. for quickly removing small items of luggage).

Automatic tailgate operation², electric.



Roof spoiler, upper section finished in body colour, gives the vehicle a particularly muscular look.



Tailpipes: the exhaust system with two oval tailpipes is made of high-quality stainless steel, encased in a chrome frame at the end (standard on the xDrive50i).



Tailpipes: the xDrive35i, xDrive30d and xDrive40d models come with two single tailpipes. The exhaust system is made of high-quality stainless steel. The visible tailpipes are trimmed with a chrome frame.



Tow bar with electrically adjustable ball head, incl. Trailer Stability Control (part of DSC, this system is activated when the power socket at the rear is connected) for towing a max. load of 3,500 kg (not in conjunction with M Sports package).

Tow bar with removable ball head for towing a max. load of 3,500 kg.

¹ Included in the Innovation package*.

² Included in the Comfort package*.

* May not be available in all countries. Please consult your BMW partner.

Standard / Optional equipment.



■ **BMW light-alloy wheels star-spoke 209** with runflat tyres, 8.5 J x 18-inch, 255/55 R 18 tyres (standard on xDrive35i, xDrive30d and xDrive40d), also available as a complete winter wheel set from the Original BMW Accessories range*.



□ **BMW light-alloy wheels star-spoke 334** with runflat tyres, 9 J x 19-inch, 255/50 R 19 tyres (standard on xDrive50i).



□ **BMW light-alloy wheels star-spoke 210** with runflat tyres, 8.5 J x 18-inch, 255/55 R 18 tyres.



□ **BMW light-alloy wheels Y-spoke 335** with mixed runflat tyres, front 9 J x 19-inch with 255/50 R 19 tyres, rear 10 J x 19-inch with 285/45 R 19 tyres (available with the Sports package).



□ **BMW light-alloy wheels Y-spoke 336**, bicolor, with mixed runflat tyres, front 10 J x 20-inch with 275/40 R 20 tyres, rear 11 J x 20-inch with 315/35 R 20 tyres (available with the Sports package), also available as a complete winter wheel set from the Original BMW Accessories range*.



□ **BMW light-alloy wheels Y-spoke 214** with mixed runflat tyres, front 10 J x 20-inch with 275/40 R 20 tyres, rear 11 J x 20-inch with 315/35 R 20 tyres (available with the Sports package), also available as a complete winter wheel set from the Original BMW Accessories range*.

* The availability may vary by country.



■ **Leather steering wheel with multifunction buttons** for Cruise Control and remote control of the radio/telephone.



■ **Start/Stop button** for starting the engine. After inserting the ignition key you can start or stop the engine by pressing the button.



□ **Sports leather steering wheel**, three-spoke, incl. multifunction buttons.

□ **Active Steering** adapts the steering transmission and steering force to the current speed of the vehicle, thus ensuring optimum steering precision, agility and comfort.



□ **Voice control system:** for adjusting the radio station, navigation routes etc. while driving. Functions are shown on the Control Display at the same time (this feature is included in the Navigation system Professional**).



□ **Steering wheel heating:** just press a button to quickly warm up the steering wheel rim – a particularly pleasant amenity in winter.



□ **Active Cruise Control with Stop & Go function** actively maintains a pre-selected speed and following distance to the vehicle in front – with automatic restart for driving in typical stop-and-go situations such as slow moving traffic.

■ **Cruise Control with braking function** facilitates comfortable driving at a pre-selected speed (over 30 km/h).



■ **Eight-speed automatic transmission Steptronic** with electronic gear selection and Adaptive Transmission Management enables fast and comfortable gear shifting – for maximum driving dynamics and efficiency.

** May not be available in all countries. Please consult your BMW partner.

Standard / Optional equipment.



□ **Head-up Display** projects important information such as current speed directly into the driver's field of vision. Arrow directions for navigation, for example, can also be shown. The height and brightness of the display can be individually adjusted, so that the driver can fully concentrate on the traffic at all times.

□ **Speed Limit Info** determines the current speed limit and informs the driver via the Info Display or the optional Head-up Display (only in conjunction with Navigation system Professional).

□ **Preparation for mobile telephone with Bluetooth interface**, incl. hands-free installation with snap-in adapter (Original BMW Accessories) for a wireless Bluetooth mobile phone and iPhone connection which can be operated via the multifunction buttons on the steering wheel, iDrive Controller or the voice control system. Includes socket for charger and antenna. Your BMW partner will be happy to inform you about recommended telephones.



■ **Parking brake with auto-hold function** allows you to hold and release the vehicle conveniently by means of a button in the centre console.



■ **Cup holders (two)**, in the front centre console.



■ **Storage options** for a wide range of items are available in the centre console, in the front and rear doors and in a stow-away tray in the rear on the right.

■ **AUX-IN connection** for an external audio source such as an MP3 player.



□ **Navigation system Professional*** with high-resolution 8.8-inch colour display, incl. DVD drive, hard disk for storing data (such as music files), which can be transferred from CDs, MP3 players or USB sticks; dynamic route planning with traffic directions provided by the voice computer or displayed on a 3D route map, as well as a split-screen function.



■ **Control Display** with TFT screen (6.5-inch, colour) shows the functions activated by the Controller (e.g. on-board computer or radio). An 8.8-inch screen is available with the optional Navigation system Professional or the TV function.



■ **Functional bookmarks:** with these buttons, the driver and front passenger can save their most frequently used navigation, audio (e.g. certain radio stations or CD tracks) or telephone functions on eight separate buttons for rapid access.



□ **Rear view camera with Top View**¹⁻² offers the driver a good overview of their immediate surroundings while manoeuvring. A bird's eye view of the BMW is shown on the Control Display. In addition, the rear view camera provides a better view when you're reversing while parking at under 20 km/h. The rear view camera is activated automatically when the reverse gear is selected.



□ **TV function** allows you to use the Control Display as a television when the vehicle is stationary. Both analogue and digital (DVB-T) channels broadcast by terrestrial stations can be received.



■ **Controller:** this rotary/push button allows you to select various functions on the Control Display. Four different menu control buttons: CD, radio, navigation and telephone. Three additional buttons – Menu, Options and Back – make the Controller even more user-friendly.



□ **Lane Departure Warning** uses a camera in the rear-view mirror to determine when the vehicle approaches the road markings and immediately warns the driver by causing the steering wheel to vibrate.



□ **Side View**³ provides a better overview when pulling out with restricted visibility.



□ **Park Distance Control (PDC)**², front and rear makes parking and manoeuvring easier in narrow spaces; the distance between your vehicle and surrounding obstacles is indicated acoustically as well as visually in the Control Display.



□ **Auxiliary heating with remote control** ideal in winter and in cold weather. When you step into your vehicle, the windshield is already free of ice and the interior is already pleasantly warm.

¹ Only in conjunction with PDC and interior/exterior mirrors with automatic anti-glare function.

² Included in the Comfort package*.

³ Prospective release date: first quarter 2010.

* May not be available in all countries. Please consult your BMW partner.

Standard / Optional equipment.



■ **Automatic air conditioning**, incl. microfilter, to provide an ideal climate in any season, automatic temperature and air volume control, vent programme and rear ventilation; settings displayed on Control Display (standard on xDrive35i and xDrive30d).



□ **2-zone automatic air conditioning**¹, incl. Automatic Air Recirculation (AAR) with circulation filter, sun and condensation sensors, automatic temperature control (separate for driver and front passenger) as well as air volume control. The residual heat utilisation function means that at the push of a button, heat stored in the engine is used to warm up the interior. So the vehicle stays pleasantly warm even during brief stops and despite cold external temperatures; function display and settings shown on the Control Display (Standard on the xDrive50i and xDrive40d).

□ **4-zone automatic air conditioning**. Same features as 2-zone air conditioning, plus the climate in the rear can be separately controlled with two dials and a display. This version also includes rear blowers, footwell heaters and outlets in the B-pillars.



□ **Seat heating for driver and front passenger**: seat surfaces and backrests with heating in three stages for a pleasant temperature shortly after setting off.



□ **Active seat ventilation** provides a noticeably more comfortable ride. Vents in the seat surfaces and backrests blow air through the seat covers (available for the driver and front passenger in conjunction with perforated Nevada leather and comfort seats).

□ **Active seat for driver** provides a relaxed seating and driving position. The seat moves up and down on either side, cyclically mobilising the pelvis and lumbar spine (available in conjunction with comfort seats).

Please see the following page for explanation on footnotes.



- **Radio BMW Professional**, 4-channel amplifier, 2-tuner reception, antenna diversity, scan function, CD drive, MP3 decoder, six loudspeakers.
- **DAB tuner** for additional reception of digital radio broadcasts.
- **USB/audio interface**, in the storage compartment under the front armrest for connecting a USB stick or external audio source such as an iPod.

- **CD changer**, 6-disc single slot changer with features including scan function, random play and MP3 decoder; installed in the glove compartment.
- **DVD changer**, 6-disc, supports multichannel audio DVDs. Range of features in conjunction with standard Control Display (6.5 inch) as for CD changer; in conjunction with on-board monitor with TV or Navigation system Professional* also featuring a video function.



- **HiFi loudspeaker system**¹ with digital amplifier (205-watt) and 12 loudspeakers, as well as digital equalizing which adapts the sound optimally to the shape of the vehicle interior.
- **HiFi system Professional** with a 600-watt digital amplifier and 16 loudspeakers guarantees a high-intensity audio experience for every passenger.
- **BMW Individual High End Audio System** with a 9-channel digital amplifier (825-watt) and 16 high-performance loudspeakers including exclusive neodymium magnetic actuators produces an auditory experience comparable to a live concert. Volume and equalizing levels are automatically adjusted according to vehicle speed.

¹ Included in the Comfort package*.

* May not be available in all countries. Please consult your BMW partner.

Standard / Optional equipment.



□ **Comfort seats¹** for driver and front passenger (shown here in Nevada leather, perforated) with electrical seat adjustment for all seat levels. Further electronic functions include upper backrest and seat depth adjustment. Height adjustment is also electrically controlled (in conjunction with 2-zone and 4-zone automatic air conditioning).



□ **Sports seats¹** for driver and front passenger, highly contoured seat sides for optimal lateral support at all times. Seat height, seat angle, backrest angle and lumbar support are electrically adjustable; thigh support is manually adjustable.



□ **Seat adjustment**, electric, for driver and front passenger, with memory function for driver's seat, steering column and exterior mirrors, including easy access (standard on xDrive50i and xDrive40d).



□ **BMW Individual instrument panel¹** in sophisticated leather, for a particularly exclusive interior atmosphere.



□ **Interior and exterior mirrors²**, with automatic anti-glare function which is activated once a certain light intensity from following vehicles is reached. With fold-in function.

□ **Alarm system:** in the event of an attempted break-in or vehicle tampering the alarm system emits an acoustic signal and immediately switches on the hazard warning lights.

¹ Only available in conjunction with leather upholstery.

² Included in the Comfort package*.

* May not be available in all countries. Please consult your BMW partner.



■ **Standard seats** with manual adjustment for the lengthwise position, seat angle and headrest height and angle, as well as electrical adjustment for seat height and backrest angle.



□ **Panorama glass roof** with generous dimensions for a stunning view, as well as a speed-sensitive wind deflector. Both glass panels tilt up electronically at the touch of a button and the front panel also features a sliding function, an electrically operated roofliner (protecting passengers from glare) as well as comfort opening/closing complete with trap release.



□ **BMW Individual roofliner Anthracite;** the A, B and C and D pillars as well as the sunblinds and roof handles are finished in a refined Black (included in the Sports package and M Sports package).

Standard / Optional equipment.



■ **Rear seat backrest**, can be asymmetrically split (60 : 40) and individually folded down.



■ **Luggage compartment partition net**, behind the second row of seating ensures that objects in the luggage compartment cannot fall forward into the passenger compartment.



□ **Adaptive fastening system** for safely stowing luggage of different sizes (available in conjunction with the storage package).



□ **Storage package¹** including a storage box under the front centre console with a 12 V socket, two cargo rails with four fastening points in the luggage compartment and fastening belts left and right (in conjunction with a third row of seating, no tensioning belts left and right).



□ **Third row of seating²** facilitates flexible use of the available space. The two additional seats face forward and can be separately folded down. This option includes additional heating for the third row footwell (incl. level adjustment with air suspension on the rear axle).



■ **Sockets** (12 V), one in the front storage bowl, one in the rear centre console and one in the luggage compartment.



■ **Cup holders**, integrated in the rear centre armrest.



□ **Seat heating at the rear**, same as the electric heating for the driver and front passenger seats, with heating in two stages, available in conjunction with leather upholstery and seat heating for driver and front passenger.



□ **Ski bag** for clean and safe transport of up to four pairs of skis with up to four occupants in the car; whenever the ski bag is not required, it remains stored conveniently and out of sight behind the centre armrest.



□ **DVD system** in the rear features an independently controllable DVD drive with a fold-down 8-inch screen. The system can be operated by wireless remote control, has sockets for two headphones and an external video source, and is compatible with infrared headphones. In conjunction with the TV function, the same TV programme can be viewed simultaneously on the front (when vehicle is at standstill) and rear screens.



□ **Sunblinds**: manual sunblinds on each rear side window for reliable protection from intense sun glare.



□ **Comfort access**³ for opening and locking the vehicle without having to hold the remote control. The engine can also be started without the key using the Start/Stop button.

■ **Central locking** for the doors and fuel cap, incl. electronic immobiliser and remote control with automatically recharging battery in the key.



□ **BMW Welt**: Taking delivery of a car has always ranked among the best moments for any car driver. Now this moment can become a truly unforgettable day – at BMW Welt, the experience and delivery centre in Munich, Germany. Visit the museum, tour the plant or explore the technology studio and feel the pure fascination of BMW. Experience more online at www.bmw-welt.com



□ **BMW Service Inclusive**: service costs are another area where your BMW partner can offer you an intelligent solution. With BMW Service Inclusive, routine maintenance service will be provided at no extra cost to you, for the agreed duration or mileage. Experience more online at: www.bmw.com/ServiceInclusive

¹ Included in the Comfort package*.

² Only available in conjunction with leather upholstery.

³ Included in the Innovation package*.

* May not be available in all countries. Please consult your BMW partner.

Safety	xDrive35i	xDrive50i	xDrive30d	xDrive40d
Active headrests in the front	■	■	■	■
Airbags:				
– Driver and front passenger airbags (with seat occupancy detector)	■	■	■	■
– Head airbags (for front and 2nd row passengers)	■	■	■	■
– Side airbags for driver and front passenger, integrated into seat	■	■	■	■
Alarm system	□	□	□	□
BMW Service Inclusive encompasses all kinds of service and maintenance work carried out at participating BMW partners worldwide. Individual contract length and service level can be selected	□	□	□	□
Dynamic Braking Lights with flashing function	■	■	■	■
Brakes:				
– Disc brakes at the front, inner-vented	■	■	■	■
– Disc brakes at the rear, inner-vented	■	■	■	■
Central locking with electronic immobiliser , crash sensor	■	■	■	■
Child seat fastening ISOFIX in the rear	■	■	■	■
Dynamic Stability Control (DSC, incl. ABS, Brake assistant, CBC and traction control DTC) with additional functions	■	■	■	■
Hill Descent Control (HDC)	■	■	■	■
Parking brake , electromechanical, with auto-hold function	■	■	■	■
Rollover sensor	■	■	■	■
Seat belts:				
– Ergonomic belt system at the rear with 3-point seat belts for all seats	■	■	■	■
– Inertia-reel seat belts with pyrotechnical belt tensioner and belt force governor	■	■	■	■
Safety body shell:				
– Bumper system with impact cushions in aluminium at the front and steel at the rear; bumpers regenerate to their original shape in collisions at up to 4 km/h, deformation elements front and rear at up to 15 km/h	■	■	■	■
– Side impact protection integrated into the doors	■	■	■	■

Exterior design	xDrive35i	xDrive50i	xDrive30d	xDrive40d
Aluminium running boards	□	□	□	□
BMW Individual High-gloss Shadow Line	□	□	□	□
Chrome Line Exterior	□	■	□	□
Double kidney with kidney grille slats in Black (Titanium coloured on xDrive50i and xDrive40d) and chrome surround	■	■	■	■
Exterior mirrors in body colour , tinted, electrically adjustable, aspherical and heated	■	■	■	■
Metallic paintwork	□	□	□	□
Roof railing , Aluminium satinated (available in the M Sports package)	□	□	□	□
Roof railing , matt black	□	□	□	□
Trailer tow hitch with electronically adjustable ball head (not in conjunction with M Sports package)	□	□	□	□
Trailer tow hitch with removable ball head , incl. trailer stability control	□	□	□	□

Equipment packages	xDrive35i	xDrive50i	xDrive30d	xDrive40d
Comfort package* (incl. soft close function for doors, automatic tailgate operation, rear view camera with Top View, Park Distance Control (PDC), interior and exterior mirrors with automatic anti-glare function, Storage package, 2-zone automatic air conditioning, HiFi loudspeaker system)	<input type="checkbox"/>	<input type="checkbox"/>	<input type="checkbox"/>	<input type="checkbox"/>
Innovation package* (with Active Steering, Comfort Access System, Head-up Display, Xenon Headlights, headlight washing system, Adaptive Headlights and High-beam assistant)	<input type="checkbox"/>	<input type="checkbox"/>	<input type="checkbox"/>	<input type="checkbox"/>
M Sports package (with sports suspension settings and level adjustment with rear air suspension on the xDrive50i, M exterior parts, sports seats, M light-alloy wheels V-spoke 223M with mixed tyres, M leather steering wheel and BMW Individual roofliner Anthracite)	<input type="checkbox"/>	<input type="checkbox"/>	<input type="checkbox"/>	<input type="checkbox"/>
Sports package (incl. sports suspension settings or level adjustment with rear air suspension on the xDrive50i, sports leather steering wheel, sports seats, electric seat adjustment, light-alloy wheels in Y-spoke 335 with mixed tyres, BMW Individual High-gloss Shadow Line and BMW Individual roofliner Anthracite)	<input type="checkbox"/>	<input type="checkbox"/>	<input type="checkbox"/>	<input type="checkbox"/>

Wheels	xDrive35i	xDrive50i	xDrive30d	xDrive40d
Runflat tyres incl. runflat indicator	■	■	■	■
Wheels:				
– Light-alloy wheels star-spoke 209, 8.5 J x 18-inch, 255/55 R 18 runflat tyres	■	<input type="checkbox"/>	■	■
– Light-alloy wheels star-spoke 334, 9 J x 19-inch, 255/50 R 19 runflat tyres	<input type="checkbox"/>	■	<input type="checkbox"/>	<input type="checkbox"/>
– Light-alloy wheels star-spoke 210, 8.5 J x 18-inch, 255/55 R 18 runflat tyres	<input type="checkbox"/>	–	<input type="checkbox"/>	<input type="checkbox"/>
– Light-alloy wheels Y-spoke 335 with mixed tyres, 9 J x 19-inch with 255/50 R 19 tyres at the front, 10 J x 19-inch with 285/45 R 19 runflat tyres at the rear (only in conjunction with Sports package)	<input type="checkbox"/>	<input type="checkbox"/>	<input type="checkbox"/>	<input type="checkbox"/>
– Light-alloy wheels Y-spoke 336 with mixed tyres, 10 J x 20-inch with 275/40 R 20 tyres at the front, 11 J x 20-inch 315/35 R 20 runflat tyres at the rear (only in conjunction with the Sports package)	<input type="checkbox"/>	<input type="checkbox"/>	<input type="checkbox"/>	<input type="checkbox"/>
– Light-alloy wheels Y-spoke 214 with mixed tyres, 10 J x 20-inch with 275/40 R 20 tyres at the front, 11 J x 20-inch with 315/35 R 20 runflat tyres at the rear	<input type="checkbox"/>	<input type="checkbox"/>	<input type="checkbox"/>	<input type="checkbox"/>
– Light-alloy wheels Streamline 297 with mixed tyres, 10 J x 20-inch with 275/40 R 20 tyres at the front, 11 J x 20-inch with 315/35 R 20 runflat tyres at the rear	<input type="checkbox"/>	<input type="checkbox"/>	<input type="checkbox"/>	<input type="checkbox"/>
– M light-alloy wheels double-spoke 333 M with mixed tyres, 10 J x 20-inch with 275/40 R 20 tyres at the front, 11 J x 20-inch with 315/35 R 20 runflat tyres at the rear (only in conjunction with M Sports package)	<input type="checkbox"/>	<input type="checkbox"/>	<input type="checkbox"/>	<input type="checkbox"/>
– M light-alloy wheels V-spoke 223 M with mixed tyres, 9 J x 19-inch with 255/50 R 19 tyres at the front, 10 J x 19-inch with 285/45 R 19 runflat tyres at the rear (only in conjunction with M Sports package)	<input type="checkbox"/>	<input type="checkbox"/>	<input type="checkbox"/>	<input type="checkbox"/>

Interior design	xDrive35i	xDrive50i	xDrive30d	xDrive40d
BMW Individual instrument panel , in leather (only in conjunction with leather upholstery)	<input type="checkbox"/>	<input type="checkbox"/>	<input type="checkbox"/>	<input type="checkbox"/>
BMW Individual roofliner Anthracite	<input type="checkbox"/>	<input type="checkbox"/>	<input type="checkbox"/>	<input type="checkbox"/>
Instrument panel with circular speedometer and rev counter, plus tank level and fuel consumption gauges	■	■	■	■
Interior trims:				
– Satin Silver matt	■	–	■	–
– Fine-wood trim Burr Walnut	<input type="checkbox"/>	■	<input type="checkbox"/>	■
– Fine-wood trim Poplar Grain, light	<input type="checkbox"/>	<input type="checkbox"/>	<input type="checkbox"/>	<input type="checkbox"/>
– Fine-wood trim Bamboo Grain, dark	<input type="checkbox"/>	<input type="checkbox"/>	<input type="checkbox"/>	<input type="checkbox"/>
– Fine Brushed Aluminium	<input type="checkbox"/>	<input type="checkbox"/>	<input type="checkbox"/>	<input type="checkbox"/>
Upholstery:				
– Twill cloth	■	■	■	■
– Nevada leather	<input type="checkbox"/>	<input type="checkbox"/>	<input type="checkbox"/>	<input type="checkbox"/>
– Nevada leather, perforated (only in combination with active seat ventilation)	<input type="checkbox"/>	<input type="checkbox"/>	<input type="checkbox"/>	<input type="checkbox"/>
– Exclusive Nappa leather, extended	<input type="checkbox"/>	<input type="checkbox"/>	<input type="checkbox"/>	<input type="checkbox"/>

* May not be available in all countries. Please consult your BMW partner.

Transmission and technology	xDrive35i	xDrive50i	xDrive30d	xDrive40d
8-speed automatic transmission Steptronic , electric gear selector switch, Adaptive Transmission Management	■	■	■	■
Active steering , incl. Servotronic	□	□	□	□
Adaptive Drive (Dynamic Drive, Dynamic Damper Control and EDC)	□	□	□	□
BMW six-cylinder in-line diesel engine with exhaust turbocharger	–	–	■	–
BMW TwinPower Turbo six-cylinder in-line diesel engine	–	–	–	■
BMW TwinPower Turbo six-cylinder in-line petrol engine	■	–	–	–
BMW TwinPower Turbo V8 petrol engine	–	■	–	–
Brake Energy Regeneration	■	■	■	■
Common Rail Technology	–	–	■	■
Diesel particle filter	–	–	■	■
Double-joint spring strut front axle	■	■	■	■
Double-VANOS , double variable camshaft control	■	■	–	–
Multi-link rear axle	■	■	■	■
Self-levelling with pneumatic rear suspension	□	□	□	□
Servotronic	■	■	■	■
Sports suspension settings	□	–	□	□
Turbocharger with variable turbine geometry	–	–	■	–
Valvetronic , fully variable valve control	■	–	–	–
xDrive (all-wheel drive with variable torque distribution)	■	■	■	■

BMW ConnectedDrive – Driver assistance systems	xDrive35i	xDrive50i	xDrive30d	xDrive40d
Active Cruise Control with Stop & Go function	□	□	□	□
Cruise Control with braking function	■	■	■	■
Head-up Display	□	□	□	□
High-beam assistant	□	□	□	□
Lane Departure Warning System	□	□	□	□
Park Distance Control (PDC) front and rear	□	□	□	□
Rear view camera with Top View (only in conjunction with interior/ exterior mirrors with automatic anti-glare function and PDC)	□	□	□	□
Side View ¹ (only in conjunction with rear view camera with Top View)	□	□	□	□
Speed Limit Info (only in conjunction with Navigation system Professional*)	□	□	□	□

Light and sight	xDrive35i	xDrive50i	xDrive30d	xDrive40d
Adaptive Headlights with variable light distribution and vertical adjustment, incl. turning lights	□	□	□	□
Exterior mirrors , with automatic anti-glare function, incl. fold-in function and automatic parking function	□	□	□	□
Fog lights with free-form reflector , incl. heated windscreen washer nozzles and heated exterior mirrors	■	■	■	■
Interior mirror , with automatic anti-glare function	■	■	■	■
Lights package (incl. vicinity lights integrated in exterior door handles, door compartment lights, rear reading lights and rear footwell illumination)	■	■	■	■
Rain sensor , incl. automatic headlight activation	■	■	■	■
Xenon Headlights for high and low beam incl. automatic headlight range control and four light rings (daytime driving and parking lights), including headlight washing system	□	■	□	■

¹ Prospective release date: first quarter 2010.

* May not be available in all countries. Please consult your BMW partner.

Interior	xDrive35i	xDrive50i	xDrive30d	xDrive40d
Automatic air conditioning	■	–	■	–
Automatic air conditioning, 2-zone (incl. AAR, condensation and solar sensors and residual heat button) with air outlets in the rear	□	■	□	■
Automatic air conditioning, 4-zone (with separate temperature control in the rear)	□	□	□	□
Auxiliary heating (only in conjunction with 2 or 4-zone automatic air conditioning)	□	□	□	□
Climate comfort windscreen	□	□	□	□
Seats/seat comfort:				
– 3rd row of seats (two separate folding seats, with additional heating available in conjunction with leather upholstery)	□	□	□	□
– Active seat for driver (only in conjunction with comfort seat and seat ventilation)	□	□	□	□
– Comfort seats for driver and front passenger, electric seat adjustment with additional functions, incl. lumbar support ¹	□	□	□	□
– Lumbar support for driver and front passenger, electrically adjustable (in conjunction with electric seat adjustment)	□	□	□	□
– Rear seats, asymmetrically foldable (60:40)	■	■	■	■
– Seat adjustment, electric (with memory function for driver's seat and exterior mirrors, for xDrive50i and xDrive40d in conjunction with standard seats)	□	■	□	■
– Seat adjustment, partially electric	■	–	■	–
– Seat heating for driver and front passenger	□	□	□	□
– Seat heating in the rear	□	□	□	□
– Sports seats for driver and front passenger (incl. electric seat adjustment) ¹	□	□	□	□
Steering wheels:				
– Leather steering wheel, three-spoke, with multifunction buttons	■	■	■	■
– M leather steering wheel, three-spoke, with multifunction buttons	□	□	□	□
– Sports leather steering wheel, three-spoke, with multifunction buttons	□	□	□	□
Steering wheel heating	□	□	□	□
Sunblinds for rear side windows , mechanical	□	□	□	□
Windscreen with grey shade band	□	□	□	□

Comfort and interior equipment	xDrive35i	xDrive50i	xDrive30d	xDrive40d
Adaptive fastening system (only in conjunction with Storage package)	□	□	□	□
Comfort access system (for keyless entry and engine start)	□	□	□	□
Cup holders front and rear	■	■	■	■
Operation of tailgate , automatic	□	□	□	□
Panorama glass roof , electric, tilt/slide functions, convenient operation via vehicle key	□	□	□	□
Soft-Close-function for doors	□	□	□	□
Start/Stop button	■	■	■	■
Storage facilities with anti-slip lining in the doors , in the centre console, storage box in luggage compartment (lockable)	■	■	■	■
Storage package (incl. 12 V socket and cargo rails in luggage compartment)	□	□	□	□
Tailgate , split	■	■	■	■
Window lifts , electric, with one-touch control, comfort switch and trap release	■	■	■	■

¹ Only in conjunction with leather seats.

Entertainment, communication and information	xDrive35i	xDrive50i	xDrive30d	xDrive40d
BMW ConnectedDrive – Telematics Services*:				
– BMW Assist	<input type="checkbox"/>	<input type="checkbox"/>	<input type="checkbox"/>	<input type="checkbox"/>
– BMW Online	<input type="checkbox"/>	<input type="checkbox"/>	<input type="checkbox"/>	<input type="checkbox"/>
Control Display, 6.5-inch	■	■	■	■
Controller with direct menu control buttons	■	■	■	■
Functional bookmarks	■	■	■	■
Navigation system Professional* with high-resolution 8.8-inch colour display, hard disk for storing navigation data and music files (80 GB), DVD drive, 3D route map, split-screen function	<input type="checkbox"/>	<input type="checkbox"/>	<input type="checkbox"/>	<input type="checkbox"/>
Navigation system Professional*, with integrated preparation for Bluetooth mobile phone (incl. voice control, BMW Assist* and BMW Online*)	<input type="checkbox"/>	<input type="checkbox"/>	<input type="checkbox"/>	<input type="checkbox"/>
Preparation for mobile phone Business with Bluetooth interface, including comfort connection for a mobile phone music player, BMW Assist*	<input type="checkbox"/>	<input type="checkbox"/>	<input type="checkbox"/>	<input type="checkbox"/>
Radio/audio:				
– AUX-IN connection in centre console	■	■	■	■
– BMW Individual High End Audio System	<input type="checkbox"/>	<input type="checkbox"/>	<input type="checkbox"/>	<input type="checkbox"/>
– CD changer for six CDs, in glove compartment	<input type="checkbox"/>	<input type="checkbox"/>	<input type="checkbox"/>	<input type="checkbox"/>
– DAB tuner	<input type="checkbox"/>	<input type="checkbox"/>	<input type="checkbox"/>	<input type="checkbox"/>
– DVD changer in the glove compartment, with multi-channel audio system	<input type="checkbox"/>	<input type="checkbox"/>	<input type="checkbox"/>	<input type="checkbox"/>
– DVD system in the rear	<input type="checkbox"/>	<input type="checkbox"/>	<input type="checkbox"/>	<input type="checkbox"/>
– HiFi loudspeaker system	<input type="checkbox"/>	<input type="checkbox"/>	<input type="checkbox"/>	<input type="checkbox"/>
– HiFi system Professional	<input type="checkbox"/>	<input type="checkbox"/>	<input type="checkbox"/>	<input type="checkbox"/>
– Radio BMW Professional, incl. MP3-compatible CD drive	■	■	■	■
– USB/audio interface	<input type="checkbox"/>	<input type="checkbox"/>	<input type="checkbox"/>	<input type="checkbox"/>
TV function (only in conjunction with Navigation system Professional*)	<input type="checkbox"/>	<input type="checkbox"/>	<input type="checkbox"/>	<input type="checkbox"/>

* May not be available in all countries. Please consult your BMW partner.

Weight		xDrive35i	xDrive50i	xDrive30d	xDrive40d
Unladen EU ¹	kg	2145	2265	2150	2185
Max. permissible	kg	2750	2870	2755	2790
Permitted load	kg	680	680	680	680
Permitted axle load, front/rear	kg	1265/1550	1365/1570	1275/1545	1300/1555
Permitted roof load	kg	100	100	100	100
Permitted trailer load, unbraked	kg	750	750	750	750
Permitted trailer load, braked, max 12% gradient	kg	3500	3500	3500	3500
Permitted trailer load, braked, max 8% gradient	kg	3500	3500	3500	3500

Engine²		xDrive35i	xDrive50i	xDrive30d	xDrive40d
Cylinders/valves		6/4	8/4	6/4	6/4
Capacity	cc	2979	4395	2993	2993
Max. output/engine speed	kW (hp)/ rpm	225 (306) 5800	300 (407) 5500–6400	180 (245) 4000	225 (306) 4400
Max. torque/engine speed	Nm/ 1/min	400 1200–5000	600 1750–4500	540 1750–3000	600 1500–2500

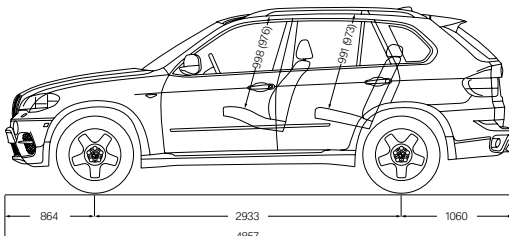
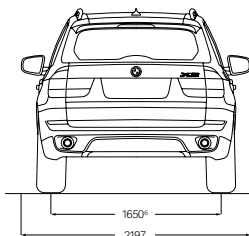
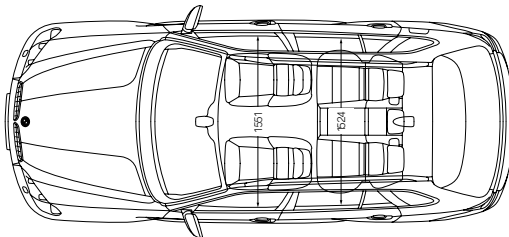
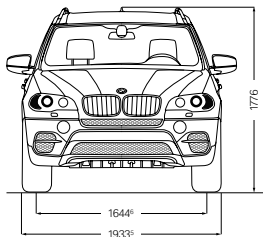
Transmission		xDrive35i	xDrive50i	xDrive30d	xDrive40d
Standard transmission ratios					
	I/II :1	4.70/3.13	4.70/3.13	4.70/3.13	4.70/3.13
	III/IV :1	2.10/1.67	2.10/1.67	2.10/1.67	2.10/1.67
	V/VI :1	1.29/1.00	1.29/1.00	1.29/1.00	1.29/1.00
	VII/VIII/R :1	0.84/0.67/3.30	0.84/0.67/3.30	0.84/0.67/3.30	0.84/0.67/3.30
Final drive ratio	:1	3.15	3.15	3.15	3.15

Performance		xDrive35i	xDrive50i	xDrive30d	xDrive40d
Top speed	km/h	235	240 [250] [†]	210 [222] [†]	236
Acceleration 0–100 km/h	sec	6.8	5.5	7.6	6.6

Fuel consumption³		xDrive35i	xDrive50i	xDrive30d	xDrive40d
Urban	l/100 km	13.2	17.5	8.7	8.8
Extra-urban	l/100 km	8.3	9.6	6.7	6.8
Combined	l/100 km	10.1	12.5	7.4	7.5
CO ₂ emissions	g/km	236	292	195	198
Tank capacity, approx.	l	85	85	85	85

Wheels		xDrive35i	xDrive50i	xDrive30d	xDrive40d
Tyre dimensions		255/55 R 18 H	255/50 R 19 W	255/55 R 18 H	255/55 R 18 V
Wheel dimensions		8.5 J x 18	9 J x 19	8.5 J x 18	8.5 J x 18
Material		Light-alloy	Light-alloy	Light-alloy	Light-alloy

Please see the following page for explanation on footnotes.



All dimensions in the technical drawings are given in millimetres. Height is with roof aerial. Luggage compartment capacity 620–1750 litres. Values in \square are for vehicles with Panorama glass roof.

¹ The figure quoted includes a 90 per cent tank filling, 68 kg for the driver and 7 kg for luggage. Unladen weight applies to vehicles with standard equipment. Optional equipment may increase this figure.

² BMW recommends the use of RON 95 super unleaded petrol. Unleaded RON 91 and higher with a maximum ethanol content of 10% (E10) may also be used. Output and consumption figures apply to RON 98 fuel.

³ All engines meet the EU5 emissions standard. Fuel consumption is determined in accordance with the ECE driving cycle made up of approximately one third urban and two thirds extra-urban driving (based on the distance covered). CO₂ emissions are measured in addition to fuel consumption. Fuel consumption is determined according to vehicles with standard equipment. Optional equipment (such as wider tyres) can have a significant impact on fuel consumption and on performance.

⁴ In conjunction with the Sports package, M Sports package, 19- or 20-inch light-alloy wheels.

⁵ Width with exterior mirrors folded in. In conjunction with 20- and 21-inch light-alloy wheels with mixed tyre width is 1,989 mm.

⁶ BMW X5 xDrive50i has width track front 1,640 mm and rear 1,646 mm.



Sheer
Driving Pleasure



BMW Recycling.

The BMW Group has been voted the market leader in the Dow Jones Sustainability Index for the fifth consecutive year – making it once more the most sustainable automobile manufacturer in the world. Sustainability is firmly anchored in our entire value chain, from the development of fuel-saving and alternative vehicle concepts through environmentally friendly production processes to innovative recycling methods. With BMW EfficientDynamics we launched a development philosophy in 2000 that provides considerable benefits to our customers, the climate and the environment today. This is reflected in the emissions tally of our European new-vehicle fleet – over the period from 1995 to 2008, the fleet's CO₂ emissions dropped by almost 27%. But our goals are even more ambitious: over the period from 2006 to 2012, we aim to reduce the consumption of resources such as energy and water in our vehicle manufacturing operations by 30%.

The models illustrated in this brochure show the specifications for the German market. In part, they include optional equipment and accessories not fitted as standard. According to the specific requirements of other markets, alterations in models, standard and optional equipment, as described in the text and illustrations, may occur. For precise information please contact your BMW partner. Subject to change in design and equipment. © BMW AG, Munich/Germany. Not to be reproduced wholly or in part without written permission of BMW AG, Munich.

BMW recommends 